

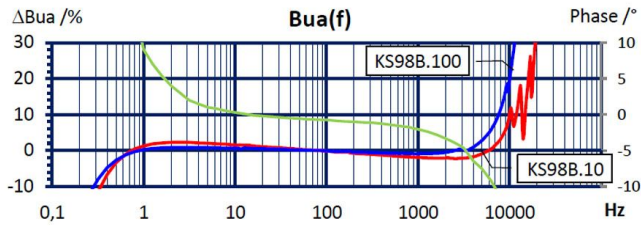
Properties

- Well suited for modal and structural analysis
- Wide dynamic range
- Low amplitude and phase error
- Clip mounting in three directions
- Includes electronic data sheet (TEDS; IEEE 1451.4; Template 25 w. DS2431)
- Two sensitivity versions (10 and 100 mV/g)

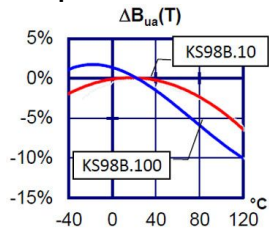


Piezo design	Shear design	
Output	IEPE	
Voltage sensitivity	10	mV/g
Sensitivity tolerance	20	%
Measurement range, pos./neg.	500	g
Destruction limit	8000	g
Transverse sensitivity	<5	%
Lower frequency limit (3 dB)	0,2	Hz
Upper frequency limit (3 dB)	16000	Hz
Lower frequency limit (10 %)	0,4	Hz
Upper frequency limit (10 %)	10000	Hz
Lower frequency limit (5 %)	0,6	Hz
Upper frequency limit (5 %)	8000	Hz
Resonant frequency	>40	kHz
Resonance amplitude	25	dB
Constant current supply	2 - 20	mA
Bias voltage at 4 mA	12 - 14,5	V
Output impedance	<100	Ω
Residual noise; wide band; RMS	<3000 (0,5 - 20000 Hz)	μg
Noise density 1 Hz	400	μg/√Hz
Noise density 10 Hz	100	μg/√Hz
Noise density 100 Hz	30	μg/√Hz
Noise density 1000 Hz	15	μg/√Hz
Operating temperature range	-40 - 120	°C
Temperature coefficient of voltage sensitivity	0,03 (<0 °C)	%/K
	0 (0 - 40 °C)	%/K
	-0,03 (40 - 80 °C)	%/K
	-0,06 (>80 °C)	%/K
Temperature transient sensitivity	1,5	m/s²/K
Magnetic field sensitivity	4,5	m/s²/T
Weight without cable	3	g
Case material	Aluminum/stainless steel	
Connector direction	radial	
Connector	UNF10-32	
Mounting	Plastic clip 1407; adhesive	

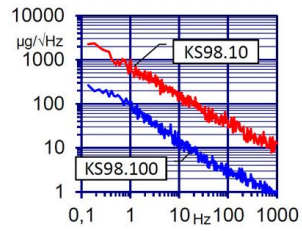
Typical Frequency Response



Temperature Coefficient



Noise Characteristics



Connection Accessories

- 009-UNF-UNF-1,5
- 010-UNF-BNC-5
- 016
- 117

Mounting Accessories

- 1407

Notice: The standard delivery includes an individual data sheet.
Upon request, we also offer DAKKS-accredited calibration.

Manfred Weber

Metra Mess- und Frequenztechnik in Radebeul e.K.

Meissner Str. 58

D-01445 Radebeul

Tel. +49-(0)351-836 2191

Internet: www.MMF.de

Email: Info@MMF.de

Fax: +49-(0)351-836 2940

10.22

