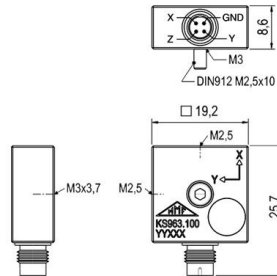


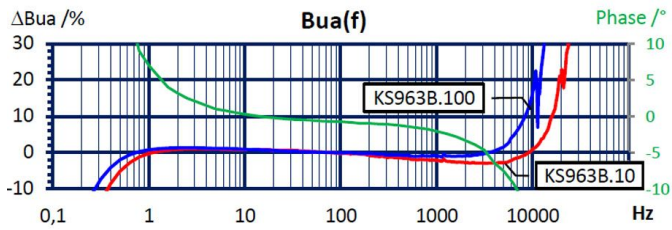
Properties

- High resolution
- High resolution
- Applicable up to 120 °C
- Includes electronic data sheet (TEDS; IEEE 1451.4; Template 25 w. DS2431)
- Low profile
- Through hole for mounting
- Two sensitivity versions (10 and 100 mV/g)

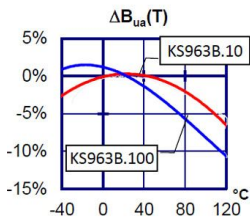


Piezo design	Shear design	
Output	IEPE	
Voltage sensitivity	10	mV/g
Sensitivity tolerance	20	%
Measurement range, pos./neg.	500	g
Destruction limit	8000	g
Transverse sensitivity	<5	%
Lower frequency limit (3 dB)	0,2	Hz
Upper frequency limit (3 dB)	18000	Hz
Lower frequency limit (10 %)	0,4	Hz
Upper frequency limit (10 %)	12000	Hz
Lower frequency limit (5 %)	0,6	Hz
Upper frequency limit (5 %)	10500	Hz
Resonant frequency	>40	kHz
Resonance amplitude	25	dB
Constant current supply	2 - 20	mA
Bias voltage at 4 mA	12 - 14,5	V
Output impedance	<100	Ω
Residual noise; wide band; RMS	<3000 (0,5 - 20000 Hz)	μg
Noise density 1 Hz	400	μg/√Hz
Noise density 10 Hz	100	μg/√Hz
Noise density 100 Hz	30	μg/√Hz
Noise density 1000 Hz	15	μg/√Hz
Operating temperature range	-40 - 120	°C
Temperature transient sensitivity	2	m/s²/K
Magnetic field sensitivity	4,5	m/s²/T
Weight without cable	8.5	g
Case material	Aluminum, Nickel coated	
Connector direction	axial/radial	
Connector	1/4-28 UNF male	
Mounting	M2.5 screw (Z); M3 thread (Z); M2.5 thread (X/Y)	

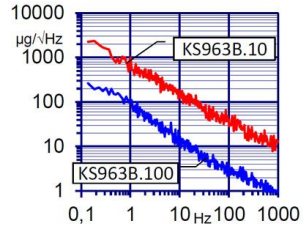
Typical Frequency Response



Temperature Coefficient



Noise Characteristics



Connection Accessories

- 091-CMR-B711-3

Mounting Accessories

- 308
- 038
- 143B

Delivery version with accessories kit KS963B10/01

- KS963B10
- 091-CMR-B711-3
- 329
- 034-B711f-BNC

Notice: The standard delivery includes an individual data sheet.
Upon request, we also offer DAkkS-accredited calibration.

Manfred Weber

Metra Mess- und Frequenztechnik in Radebeul e.K.

Meissner Str. 58

D-01445 Radebeul

Tel. +49-(0)351-836 2191

Internet: www.MMF.de

Email: Info@MMF.de

Fax: +49-(0)351-836 2940

10.22

