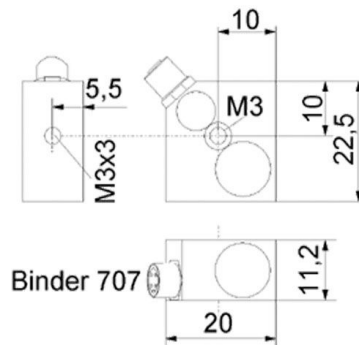


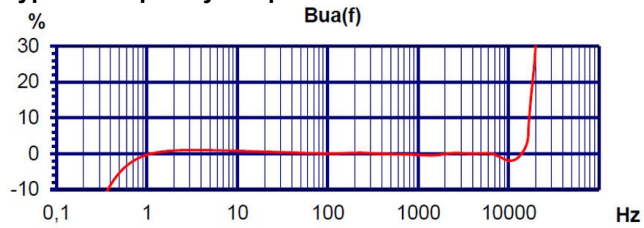
Properties

- Small dimensions
- Central drilling for easy mounting and axis alignment
- Applicable up to 120 °C
- Two sensitivity versions (10 and 100 mV/g)

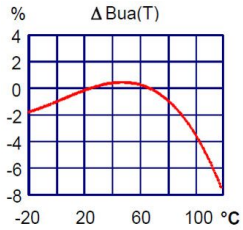


Piezo design	Shear design	
Output	IEPE	
Voltage sensitivity	10	mV/g
Sensitivity tolerance	5	%
Measurement range, pos./neg.	600	g
Destruction limit	8000	g
Transverse sensitivity	<5	%
Lower frequency limit (3 dB)	0,2	Hz
Upper frequency limit (3 dB)	22000 (Z)	Hz
Lower frequency limit (10 %)	0,4	Hz
Upper frequency limit (10 %)	17000 (Z); 10000 (X/Y)	Hz
Lower frequency limit (5 %)	0,6	Hz
Upper frequency limit (5 %)	15000 (Z)	Hz
Resonant frequency	>42 (Z)	kHz
Resonance amplitude	25	dB
Constant current supply	2 - 20	mA
Bias voltage at 4 mA	12 - 14	V
Output impedance	<150	Ω
Residual noise; wide band; RMS	<3000 (0,5 - 20000 Hz)	μg
Noise density 1 Hz	750	μg/√Hz
Noise density 10 Hz	150	μg/√Hz
Noise density 100 Hz	40	μg/√Hz
Noise density 1000 Hz	10	μg/√Hz
Operating temperature range	-20 - 120	°C
Temperature coefficient of voltage sensitivity	0,05 (<20 °C)	%/K
	±0,02 (20 - 80 °C)	%/K
	-0,06 (>80 °C)	%/K
Temperature transient sensitivity	0,03	m/s²/K
Weight without cable	14	g
Case material	Aluminum	
Connector direction	radial	
Connector	Binder 707	
Mounting	M3 (Y/Z)	

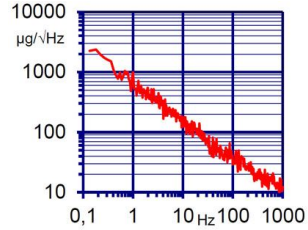
Typical Frequency Response



Temperature Coefficient



Noise Characteristics



Connection Accessories

- 091-B707-B711-3

Mounting Accessories

- 308
- 140

Delivery version with accessories kit KS943B10/01

- KS943B10
- 034-B711f-BNC
- 308
- 021

Notice: The standard delivery includes an individual data sheet.
Upon request, we also offer DAkkS-accredited calibration.

Manfred Weber

Metra Mess- und Frequenztechnik in Radebeul e.K.

Meissner Str. 58

D-01445 Radebeul

Tel. +49-(0)351-836 2191

Internet: www.MMF.de

Email: Info@MMF.de

Fax: +49-(0)351-836 2940

10.22

