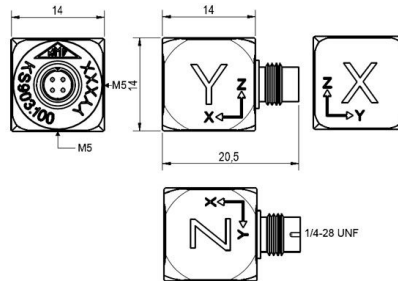


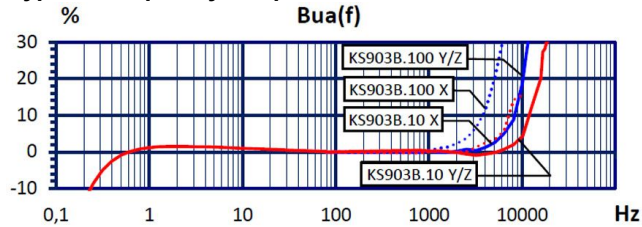
## Properties

- Small dimensions
- Excellent phase response
- High resolution
- Low temperature coefficient
- Includes electronic data sheet (TEDS; IEEE 1451.4; Template 25 w. DS2431)
- Well suited for modal and structural analysis
- Two sensitivity versions (10 and 100 mV/g)

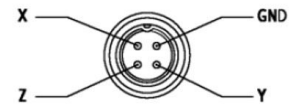


| Piezo design                                   | Shear design           |        |
|--|------------------------|--------|
| Output   | IEPE                   |        |
| Voltage sensitivity                            | 10                     | mV/g   |
| Sensitivity tolerance                          | 10                     | %      |
| Measurement range, pos./neg.                   | 600                    | g      |
| Destruction limit                              | 7000                   | g      |
| Transverse sensitivity                         | <5                     | %      |
| Lower frequency limit (3 dB)                   | 0,15                   | Hz     |
| Upper frequency limit (3 dB)                   | 11000 (X); 22000 (Y/Z) | Hz     |
| Lower frequency limit (10 %)                   | 0,25                   | Hz     |
| Upper frequency limit (10 %)                   | 7000 (X); 14000 (Y/Z)  | Hz     |
| Resonant frequency                             | >30 (X); >50 (Y/Z)     | kHz    |
| Resonance amplitude                            | 25                     | dB     |
| Constant current supply                        | 2 - 20                 | mA     |
| Bias voltage at 4 mA                           | 12 - 14,5              | V      |
| Output impedance                               | <100                   | Ω      |
| Residual noise; wide band; RMS                 | <3000 (0,5 - 20000 Hz) | μg     |
| Noise density 1 Hz                             | 400                    | μg/√Hz |
| Noise density 10 Hz                            | 150                    | μg/√Hz |
| Noise density 100 Hz                           | 40                     | μg/√Hz |
| Noise density 1000 Hz                          | 15                     | μg/√Hz |
| Operating temperature range                    | -30 - 100              | °C     |
| Temperature coefficient of voltage sensitivity | ±0,01 (<0 °C)          | %/K    |
|  | -0,01 (0 - 40 °C)      | %/K    |
|  | -0,03 (40 - 80 °C)     | %/K    |
|  | -0,04 (>80 °C)         | %/K    |
| Temperature transient sensitivity              | 2                      | m/s²/K |
| Magnetic field sensitivity                     | 15                     | m/s²/T |
| Weight without cable                           | 6.2                    | g      |
| Case material                                  | Aluminum; hard coated  |        |
| Connector direction                            | axial/radial           |        |
| Connector                                      | 1/4-28 UNF male        |        |
| Mounting                                       | M5 (Y/Z); adhesive     |        |

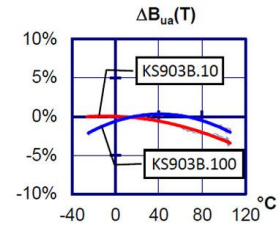
## Typical Frequency Response



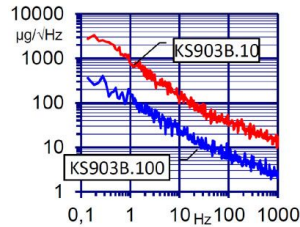
## Contact Arrangement



## Temperature Coefficient



## Noise Characteristics



## Connection Accessories

- 091-CMR-B711-3: Cable for IEPE sensors; 3 m; 1/4"-28; 4 pins to Binder 711; male; 120 °C; D2,1
- 034-B711f-BNC: Adapter Binder 711; 0,5 m; 4 pin; female. to 3 x BNC; male; 80 °C

## Mounting Accessories

- 002: Bees wax for temporary sensor attachment
- 003: Mounting stud; M5 x 8
- 045: Thread adapter; M5 x 4 male to UNF 10-32 x 4 male
- 046: Thread adapter; M5 x 4 male to 1/4-28 x 4 male
- 708: Rare earth magnetic base; M5; SW15; 120 °C
- 029: Adhesive insulating flange; M5; D15; >250 °C

## Delivery version with accessories kit KS903B10/01

- 091-CMR-B711-3: Cable for IEPE sensors; 3 m; 1/4"-28; 4 pins to Binder 711; male; 120 °C; D2,1
- 034-B711f-BNC: Adapter Binder 711; 0,5 m; 4 pin; female. to 3 x BNC; male; 80 °C
- 708: Rare earth magnetic base; M5; SW15; 120 °C
- 029: Adhesive insulating flange; M5; D15; >250 °C
- 003: Mounting stud; M5 x 8

**Notice:** The standard delivery includes an individual data sheet.  
This is a non-accredited measurement/calibration and consequently not covered by EA MLA.  
On request, we offer a DIN EN ISO/IEC 17025:2018 accredited calibration  
of the measurand acceleration in the measuring range 0.1 m/s<sup>2</sup> to 200 m/s<sup>2</sup>.



Manfred Weber

**Metra Mess- und Frequenztechnik in Radebeul e.K.**

Meissner Str. 58

01445 Radebeul

Tel. +49 (0)351 836 2191

Internet: [www.MMF.de](http://www.MMF.de)

Email: [Info@MMF.de](mailto:Info@MMF.de)

Fax: +49 (0)351 836 2940

08.23

