



TRUBLUE 585 CTD DATA LOGGER

- ◆ Level Accuracy of $\pm 0.05\%$ FS TEB
- ◆ Conductivity Accuracy 1% of reading or 20 microsiemen/centimeter
- ◆ Five year permanent battery
- ◆ 8 MB internal memory for up to 550,000 data points
- ◆ New free user-friendly TruWare software for PC or Mobile included

Features

- ◆ Calibration Report included with each instrument
- ◆ Two Year Warranty
- ◆ Easier set-up and data retrieval
- ◆ Displays real-time instrument status and data graphs
- ◆ RS-485 or SDI-12 communication interface

Applications

- ◆ Aquifer Characterization and Pump Tests
- ◆ Saltwater Intrusion Studies
- ◆ Flood and Storm Surge
- ◆ Tide Gauging
- ◆ Oceanographic Research
- ◆ Surface Water Monitoring
- ◆ Groundwater Monitoring

With our highly accurate KPSI level transducers, TE Connectivity has long set the standard for top-quality environmental monitoring instruments. Now our next generation of water level data logger models – the TruBlue 585 CTD data logger combines precision, performance, and rugged reliability like no other instrument available today. Designed to deliver time and time again in even the harshest conditions, the TruBlue 585 CTD data logger is battery powered and made with 316 stainless steel or titanium. A fully sealed design and advanced, power-conserving microcomputer technology enables it to log level (depth) and temperature for up to five years. Since these units do not require onsite power or a programmable logic controller (PLC), a terminal box isn't necessary.

The TruBlue 585 CTD data logger is the perfect choice to measure conductivity and depth when reliability, accuracy and precision matter.

Specifications

SENSORS – CONDUCTIVITY		
Sensor Type	4 Electrode Cell	
Sensor Material	Epoxy / Graphite	
Range (microsiemens/centimeter)	Low	5
	High	100,000
Accuracy	1% of reading or 20 microsiemen/centimeter	
Resolution	One microsiemen/centimeter	
Normalization	Programmable	

TRUBLUE 585 CTD DATA LOGGER

SENSORS – LEVEL

Sensor Type		Oil-filled Piezoresistive
Sensor Material		316 SS or Titanium
Range (psi)	Low	0-5
	High	0- 300
Accuracy	0 – 50°C	±0.05% FS TEB
Resolution		0.01% FS or better
Burst		3 X FS (600 psi max)

Accuracy is stated as total error band (TEB). This includes the combined errors due to non-linearity, hysteresis, non-repeatability and thermal effects.

SENSORS – TEMPERATURE

Sensor Type		Embedded NTC Thermistor
Range (°C)	Low	0
	High	50
Accuracy		±0.2°C
Resolution		0.01°C

PHYSICAL

Diameter	inches	0.75
Length	inches	17.25
Weight	oz.	16

OPERATING CONDITIONS

Pressure (psi)	Low	5
	High	300
Temperature (°C)	Low	0
	High	50

ELECTRICAL

Internal Battery Type		3.6V lithium
Battery Life		5 years
On-Board Surge Protection		✓
External Power		6-16 VDC (1 mA sleep, 15 mA active)
Communication Interface		RS-485 (half duplex), SDI-12

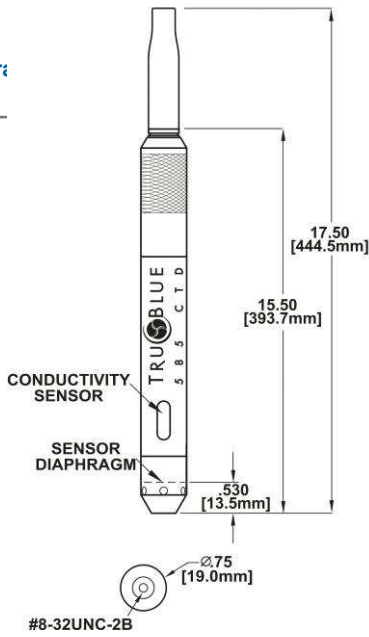
DATA LOGGING

Memory		8 MB
Data Points		550,000
Clock Accuracy		2 min/year
Reading	Linear	1 per 5 seconds
	Linear Average	programmable
	Event	programmable
Fastest Logging Rate	Linear	5 per second
	Linear Average	programmable
	Event	programmable
Methods	Linear	✓
	Linear Average	✓
	Event	✓

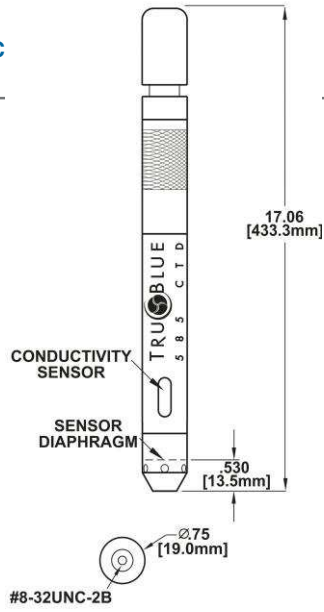
TRUBLUE 585 CTD DATA LOGGER

Dimensions

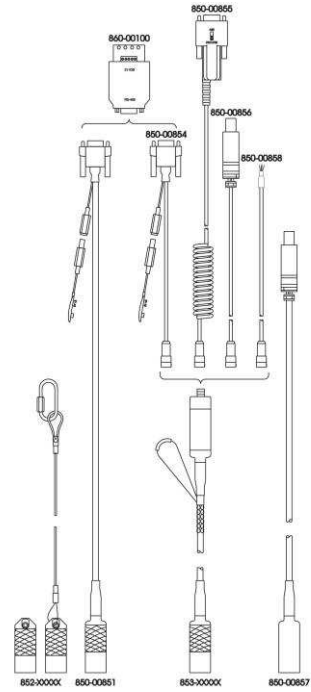
Configur:



C



ted



Software

Each unit comes with user-friendly TruWare software at no charge.

- ◆ View, graph, and export test data
- ◆ Manage transducers by site
- ◆ Easy to use in the field or office



Ordering Information

1. Pick your transducer

PART NUMBER	RANGE (PSI)	REFERENCE	MATERIAL	LABEL
585-00100	5	V	S	11.5FT/3.5M
585-00110	5	V	T	11.5FT/3.5M
585-00200	15	V	S	34.6FT/10.5M
585-00210	15	V	T	34.6FT/10.5M
585-00300	22	V	S	50.8FT/15.5M
585-00310	22	V	T	50.8FT/15.5M
585-00400	30	V	S	69.2FT/21.1M
585-00410	30	V	T	69.2FT/21.1M
585-00420	30	A	S	35.3FT/10.8M
585-00430	30	A	T	35.3FT/10.8M
585-00500	50	V	S	115.4FT/35.2M
585-00510	50	V	T	115.4FT/35.2M
585-00520	50	A	S	81.5FT/24.8M
585-00530	50	A	T	81.5FT/24.8M
585-00600	100	V	S	230.7FT/70.3M
585-00610	100	V	T	230.7FT/70.3M
585-00620	100	A	S	196.8FT/60M
585-00630	100	A	T	196.8FT/60M
585-00700	125	V	S	288.4FT/87.9M
585-00710	125	V	T	288.4FT/87.9M
585-00720	125	A	S	254.5FT/77.6M
585-00730	125	A	T	254.5FT/77.6M
585-00800	300	V	S	692.2FT/211M
585-00810	300	V	T	692.2FT/211M
585-00820	300	A	S	658.3FT/200.6M
585-00830	300	A	T	658.3FT/200.6M

2. Communication cable options

MODEL	DESCRIPTION
850 00857	USB to Backshell Communication Cable

3. Other cabling options can be found in the TruBlue Accessories Catalog

NORTH AMERICA

Measurement Specialties, Inc.
a TE Connectivity Company
Tel 800-522-6752
customercare.hmpt@te.com

EUROPE

Measurement Specialties (Europe), Ltd.,
A TE Connectivity Company
Tel 800-440-5100
customercare.dtmd@te.com

ASIA

Measurement Specialties (China), Ltd.,
a TE Connectivity Company
Tel 0400-820-6049
customercare.shzn@te.com

TE.com/sensorsolutions

Measurement Specialties, Inc., a TE Connectivity company.

Measurement Specialties (MEAS), American Sensor Technologies (AST), TE Connectivity, TE Connectivity (logo) and EVERY CONNECTION COUNTS are trademarks. All other logos, products and/or company names referred to herein might be trademarks of their respective owners.

The information given herein, including drawings, illustrations and schematics which are intended for illustration purposes only, is believed to be reliable. However, TE Connectivity makes no warranties as to its accuracy or completeness and disclaims any liability in connection with its use. TE Connectivity's obligations shall only be as set forth in TE Connectivity's Standard Terms and Conditions of Sale for this product and in no case will TE Connectivity be liable for any incidental, indirect or consequential damages arising out of the sale, resale, use or misuse of the product. Users of TE Connectivity products should make their own evaluation to determine the suitability of each such product for the specific application.

© 2017 TE Connectivity Ltd. family of companies All Rights Reserved.