



Technical data



3.5 INCH
DISPLAY



750 NIT
SUNLIGHT
READABLE



130° / 110°
VIEWING ANGLE



320
x 240
RESOLUTION



IP 67
INGRESS
PROTECTION



+ 70°
- 40°
OPERATING
TEMP



1 x RS232
1 X RS232



CAN
1 X
CAN BUS



1 X USB
PORT

C3il

3.5" COLOUR DISPLAY

FORMERLY THE CANVU™ 355 LITE LP, IS THE LITE LOW PROFILE MODEL IN THE RANGE OF 3.5" COMPACT COLOUR CAN BUS DISPLAYS.

The C3il is an addition to the rugged CAN bus display family from Veethree. This variant has reduced I/O capabilities and a low profile housing giving a sleeker finish and larger buttons than the standard C3.

The display is available in 4 variants with Standard housing, and increased I/O combinations as part of our family of compact, flexible, and rugged CAN bus monitors.

Designed for applications with reduced I/O requirements the display can therefore offer cost savings against the full I/O variants in the family of displays. It retains a single CAN input connection, plus a USB port.

The QVGA colour display can be viewed in full sunlight, and the unit is totally sealed and electronically extremely durable. The display can provide system control functions, alarm functionality, and has configurable data logging capability.

Using the powerful Freescale iMX 286 ARM processor running Linux, programmers can quickly put together a project using our proprietary software developer's kit (SDK) and the proven Veethree component based library. Application software is able to be rapidly validated on a PC using the PC simulator.



Reliability

Our products continue to be successfully deployed in an enormously diverse range of applications where total reliability is vital.

All products, bespoke or standard range are backed up by a dedicated central team of specialist engineers able to rapidly adapt any product for a specific application and to provide an unrivalled level of customer support.

Displays are also supported with a return to base extended 24-month Manufacture warranty against mechanical failure or material defects.



Software

Our SDK is offered for a one-off licence fee from which customers can develop their own bespoke application solution. Available are optional plugins for J1939, NMEA 2000, and support hours are included should your engineers need any help along the way.

Alternatively, we can develop bespoke software to your specification using our experienced in house engineers.

Over the years our engineers have developed software for our displays to run rock crushers & mining machinery, measure performance of spraying equipment, acting as battery monitors, boat gyro stabilisers, plus many more including military and aerospace applications.

Also available is our Engine Monitor standard software for Industrial and Marine, which can be pre-loaded to our displays receiving and displaying J1939 engine and transmission data, including common Tier4 parameters, with active alarms (from DM1) & NMEA 2000 data, where supported.



Accessories

- > Cable Harnesses
- > Front Mounting Kits
- > Protective Sun Covers
- > Branding - Labels & Boxes
- > GPS Sensor
- > Development Harness



Specifications

Hardware

CPU	Freescale iMX 286 (454 MHz ARM926EJ-S)
FLASH Memory	128MB NAND
SDRAM	128MB

Electrical

Display	a-Si TFT LCD 3.5'
Resolution	320 (H) x 240 (V) QVGA
Active Area	70.08mm (H) x 52.56mm (V)
Viewing Angle	130/110 degrees from 6 O'clock
Number Of Colours	64K
Contrast Ratio	300:1
Brightness	750 NIT (cd/m ²)
Power Requirements	10V to 32V DC
Sounder	Internal Buzzer
Connection	(1) 12 Pin Deutsch DT04-12SA Moulded in Receptacle

Mechanical

Case material	ABS
Case colour	Black
Dimensions	116mm (W) x 116mm (H) Front x 41mm rear (D) and 96mm rear (WxH)

Environmental

Operating temperature	-40°C to +70°C
Storage Temperature	-40°C to +80°C
Degree of Protection	IP67 All Round, IP66 Front

Communications

Communications	1 X RS232, 1 X CAN Bus 2.0B (1 isolated), USB2.0
----------------	---

Part Number

3530	C3il 3.5" CAN Display
3531	C3il 3.5" CAN Display with Engine Monitor Software Preloaded






Connectors (Version No. 06)

Primary

1	Ground
2	Power
3	RS232 Transmit
4	Ground
5	Ground
6	RS232 Receiver
7	CAN Data L
8	CAN Data H
9	Not Used
10	Not Used
11	Not Used
12	Not Used



Mates with DT06-12SA

Note 1. (10-32V DC) Supply should be protected by 1A – Rated circuit breaker/fuse.

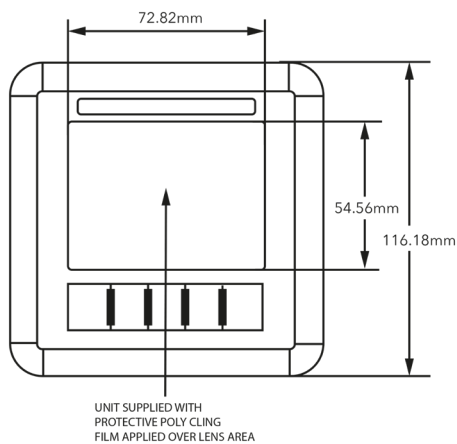
IMPORTANT NOTICE

Safety Warning: Please note analogue input voltages should not exceed the supply voltage or damage may occur. No power should be present on the harness during connection. USB port should not be used for charging external equipment such as mobile phones.

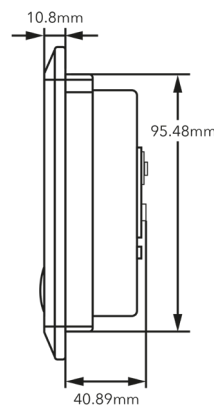
Connect Harness 1 (Primary) noting correct orientation of connector. Ensure it is fully mated so the connector latches into place.

Dimensions

FRONT VIEW



SIDE VIEW



REAR VIEW

